

# Clean

m a n a g e m e n t

## INSTRUCTIONS

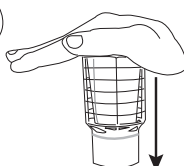
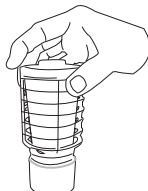
1) Keep refill upright after opening.



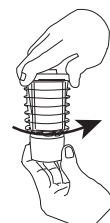
2) When activating refill, push down and twist.



1. Remove Strap

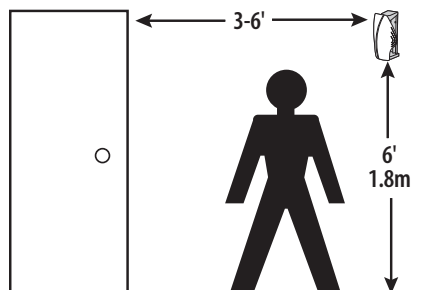


2. Push down



3. Twist

3) Choose normal or light setting and position the dispenser in an area where moving air will disperse the fragrance and neutralizer throughout the entire area, i.e., 3-6 ft within the entrance way.



4) After installing refill, register at [www.technicalconcepts.com/pages/tcellsignup](http://www.technicalconcepts.com/pages/tcellsignup) to receive email notification when it is time to change your refill.

Note: This product is designed for commercial restrooms and is effective in areas that are approximately 20' x 30' with a ceiling height of 10' (3-4 stall restrooms)(6,000 cubic ft).

107874 Rev. 01.001